



Better Student Success through Better Accessibility

President's Breakfast

January 19, 2018

The Office of Disability Services

Dean Ellen Zimmerman, LCPC, NCC

Coordinator Kristen Stephens, M.Ed

Coordinator Laura Wright, MSW, LSW

Administrative Assistant Kris Murray

Counseling Services

Office of Disability Services

Counseling and Advising

Career Services

How many students are registered with the Office of Disability Services?

Trivia Question

1. 265
2. 349
3. 552



Accessibility Matters... to students



Zimmerman, Stephens, Wendt, Wright

History of 508

- In 1998 , Congress amended the Rehabilitation Act of 1973 to require Federal agencies to make their electronic and information technology accessible to people with disabilities. Under Section 508, agencies must give disabled employees and members of the public access to information that is comparable to access available to others.

Trivia Question


The APA reports that the percentage of college students diagnosed with anxiety is?

1. 20.3 %
2. 41.6 %
3. 53.1 %

– <http://www.apa.org/monitor/2013/06/college-students.aspx>

Zimmerman, Stephens, Wendt, Wright





20 Years and Counting



Zimmerman, Stephens, Wendt, Wright

Section 508, Standards Refresh

- On January 18, 2017 the ACCESS Board issued a final rule that updates accessibility requirements for information and communication technology (ICT) in the federal sector covered by Section 508 of the Rehabilitation Act. The rules jointly updated and reorganized the Section 508 standards and Section 255 guidelines. The rule references LEVEL A and LEVEL AA Success Criteria and Conformance Requirements, and applies them not only to websites but also to electronic documents and software.
- Parkland is currently working toward Level AA Conformance Requirements.

Why is this Important?

- Allows students greater access to content
- Fosters an environment of inclusiveness
- Many Students on this campus do not identify as having a disability, although they may have one
- It is the Law

Accessibility Matters... to faculty



Zimmerman, Stephens, Wendt, Wright

According to the The 2016 Disability Statistics Annual report; the percentage of people with disabilities in the US population is ?

Trivia Question

1. 10.2%
2. 12.6%
3. 21.6%



- https://disabilitycompendium.org/sites/default/files/user-uploads/2016_AnnualReport.pdf

Zimmerman, Stephens, Wendt, Wright

Campus Resources for Students

- Captioning “CART” Services
- Interpreting Services
- Kurzweil
- Jaws
- Readspeaker
- Braille Printer



Look at your curriculum
through a new lens



Campus Resources for Faculty

Courses available through CETL

EDU 914 and EDU 921

Services

Accessibility Audit/ Captioning and Transcription

Software

Accessibility Checkers and Respondus 4.0

Screen Readers

ReadSpeaker, Kurzweil, and JAWS



Accessibility Content

Zimmerman, Stephens, Wendt, Wright



Resources Available Online

- Content Checklist
- Web Content Guidelines
- Campus Resources for Faculty

Component	Accessibility Guideline	How to Make it Accessible
Page Template	<ul style="list-style-type: none">Use the most current Cobra page template.	<ul style="list-style-type: none">If you don't have the most current page template, contact the Faculty Help Desk or your campus Instructional Technology Specialist (ITS).
Headings	<ul style="list-style-type: none">Properly format headings.Use headings in the correct order.	<ul style="list-style-type: none">Highlight the text and select the Heading # from the Format drop-down menu on the tool bar.There should be only one Heading 1 (h1) per page. But there can be multiple h2, h3, h4, h5, h6. DO NOT skip heading levels.
Images	<ul style="list-style-type: none">Add alternative (Alt) text to images.	<ol style="list-style-type: none">Place the cursor where you want to insert an image, and click the Insert Image icon from the toolbar. The Add a File window will open.Browse to the image location and select the image file. Click Add button.The Provide Alternative Text window will open. Describe the purpose of the image in the Alternative Text field, or check the box if the image is just decorative.Click OK.
Lists	<ul style="list-style-type: none">Format a list as a list using Ordered or Unordered lists.	<ol style="list-style-type: none">Select the content you want to make into a list.From the toolbar, click the Unordered Bulleted List icon if the order doesn't matter. Select Ordered List from the drop-down menu (next to the bulleted list icon) if the order does matter. 
Links	<ul style="list-style-type: none">Write meaningful link text that indicates the link's destination.	<ol style="list-style-type: none">Highlight meaningful text for the link (ex. Parkland College)From the toolbar, click on the Insert Quicklink icon.Select URL in the Insert Quicklink window.Select New Window in the Target section.Click the Insert button. 

3A

Questions ?
